

# COMMUNITY UPDATE

Division of Community Development Newsletter

## In this Issue

- Houck Veteran Roof Repair
- Spencer Valley Project
- Naschitti Project Progresses
- Bulletin Board
- Personnel News
- Navajo Nation Census  
Information Center News
- DCD New Hires

## Did You Know...

The Navajo name for June is Ya'iishjaashchili, which means "Planting of Early Crops".

## Upcoming Events

**June 1:** Navajo Nation Memorial Day

**June 13:** PAV Training AM/PM sessions - DCD Conference Room

Agency Outreach Meetings on ASC Plan of Operation

**June 18:** St. Michaels Chapter House, AZ

**June 19:** Crownpoint Chapter House, NM

**June 20:** Red Valley Chapter House, AZ

**June 21:** Kaibeto Chapter House, AZ

**June 22:** Chinle Chapter House, AZ



## Houck Veteran Roof Repair

The DCD special projects team, led by DCD Executive Director, Carl Smith, worked on a home for an elderly veteran from Houck on May 21, 2018. The DCD Special Projects team repaired and re-shingled the veteran's roof in less than a day. After arriving, the team immediately started taking shingles onto the roof and split up into small teams covering different areas of the roof. Within a few hours, they had re-shingled the entire roof and was ready to move on to a new project.

The veteran lives with his daughter and a grandson. The grandson will be graduating from college in Phoenix soon. Congratulations to the DCD Team for a job well done!

*Division of Community Development ♦ P.O. Box 1904, Window Rock, AZ 86515 ♦ (928) 871-7182 ♦ [www.nndcd.org](http://www.nndcd.org)*



Thankful for hard work and dedication of DCD's Special Projects Team !

From start to finish..





# Spencer Valley Project

---

June 2018



On May 22, 2018, the DCD special projects team began the Spencer Valley project to help a couple and their three adoptive kids. The adoptive kids are siblings and the foster care system had split them apart. When the couple adopted the first one and found out about what happened with the siblings, the couple began working to get them all back together. Recently, they finally managed to get them reunited and are working on this hogan as a permanent home for them. This project is moving along quickly as the team works hard to get the project completed within a few weeks. The team started by setting the foundation (shown in the image above and below). The team is currently working on the framing of the walls and roof of the hogan (shown on page 4).







Spencer Valley  
Progress Pictures  
(CONTINUED)





# NASCHITTI PROJECT PROGRESSES

A young woman from the Naschitti community, who went through a severe illness that required multiple treatments and surgery resulting in her becoming physically disabled, had reached out for help through multiple organizations to get a home built for herself. After many months of searching for help and continuously getting rejected, she grew frustrated and thought that no one would ever help her. Then she found out about the Community Home Repair projects from the Navajo Nation Office of the President/Vice-President and wrote a personal letter to the Navajo Nation President, still unsure of what would happen. She got a positive response from the President who called on the DCD Special Projects team to help with the home construction.

While observing the digging of the foundation trench, the young woman's father remarked, "It's hard to believe it's really going to happen until the men and equipment come out and they start working. There are people who say bad things about the administration but this shows that he [President Russell Begaye] isn't just all talk. He actually is making a difference". The DCD special projects team's work progresses every week. It started with planning out the layout of the home to pouring the foundation and getting the floor installed with sheathing. Now the walls are set in place and the outer walls covered in sheathing and home wrap, a weather-resistant barrier to protect the home. The DCD's Special Projects team will next begin installing the roof trusses of the house and they hope to get the home fully constructed in the next several weeks.



# Bulletin Board

## ***NAVAJO NATION, NATIONAL ARCHIVES BRING TREATY OF 1868 to NAVAJO MUSEUM***

One hundred and 50 years ago, leaders from the United States and the Navajo Nation etched their signatures on a treaty that reunited the Navajo people with their homeland in the desert Southwest.

Written on paper torn from an Army ledger book, the Treaty of 1868 ended the forced exile of the Navajo people and their incarceration at Bosque Redondo, a camp at New Mexico's Fort Sumner where more than 10,000 Navajo were interned.

<https://bit.ly/2Ka5mrs>

## ***PRESIDENT BEGAYE ADVOCATES TRIBAL ENERGY RESOURCE AGREEMENTS***

The Navajo Nation wants to become the first tribe with the authority to review, approve and manage its own leases, business agreements and rights-of-way for energy development.

During a June 7 meeting in Albuquerque, Navajo leaders proposed a recommendation to the Royalty Policy Committee that seeks to clarify wording in the Indian Energy Development and Self-Determination Act of 2005 (IEDSDA).

<https://bit.ly/2tjcnvP>

## ***NPD WELCOMES GRADUATE OFFICERS FROM CLASS 52D***

Navajo Division of Public Safety will welcome 12 new police officers to the ranks of the Navajo Police Department (NPD) on Friday, June 22.

The officers will graduate from the 52nd Navajo Police Training Academy (NPTA) class and be sworn in at a ceremony to be held at the Wildcat Den in Chinle, AZ. Chief of Police Phillip Francisco said this will be the first academy class to graduate from the NPTA in more than 10 years. The NPTA is the only police academy

## ***Red Rock community receives \$1.6 million from the 23rd Navajo Nation Council for a new senior citizen center***

Council Delegate Seth Damon (Bááháálí, Chichiltah, Manuelito, Tsé Lichíí', Rock Springs, Tsayatoh), Council Delegate Tom Chee (Shiprock), and President Russell Begaye had the honor of presenting \$1.6 million in funding to the Tsé Lichíí' Chapter, also known as the Red Rock Chapter, to assist in constructing a new senior citizen center for local elderly people.



# PERSONNEL NEWS

## DCD OPEN POSITIONS

### Administrative Service Centers:


POSITION TITLE	LOCATION	PAY RATE	CLOSING DATE
Administrative Services Officer(S)	Tuba City, AZ	41,017.60	07/30/2018
Accounts Maintenance Specialist(S)	Crystal, NM	24,731.20	07/24/2018
Accounts Maintenance Specialist(S)	Jeddito, AZ	24,731.20	07/24/2018
Accounts Maintenance Specialist(S)	Alamo, NM	24,731.20	07/24/2018
Accounts Maintenance Specialist(S)	Iyanbito, NM	24,731.20	07/24/2018
Accounts Maintenance Specialist(S)	Pueblo Pintado, NM	24,731.20	07/10/2018
Community Services Coordinator(S)	Pueblo Pintado, NM	34,881.60	07/30/2018
Community Services Coordinator(S)	Cameron, AZ	34,881.60	07/10/2018
Community Services Coordinator(S)	Tolani Lake, AZ	34,881.60	07/10/2018
Accounts Maintenance Specialist(S)	Kaibeto, AZ	24,731.20	07/24/2018

### Community Housing & Infrastructure Department:

POSITION TITLE	LOCATION	PAY RATE	CLOSING DATE
Construction Supervisor (S)	Fort Defiance, AZ	34,881.60	07/09/2018

For the most up-to-date personnel info, please visit DPM's website at <http://www.dpm.navajo-nsn.gov/jobs.html>

## Comic Of The Month



## JUST FOR LAUGHS

Q: Why was the computer cold?

A: It left it's Windows open!

Q: What does a baby computer call his father?

A: Data!

Q: Why is it so windy inside a sports arena?

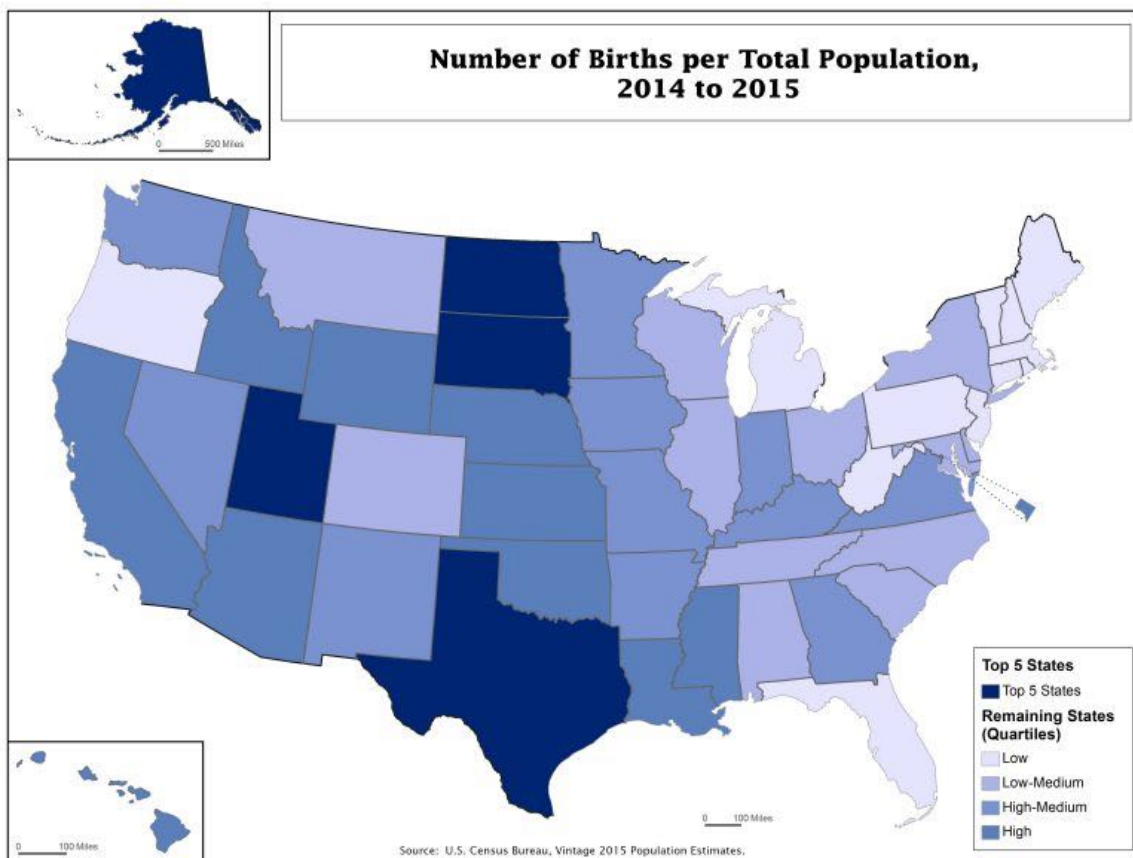
A: All those fans.

## Where The Babies Are Booming

### Birth Rates Vary From State to State

*C Peter Borsella and Luke T. Rogers | September 2017*

One more birth means one more person. Therefore, that births would be one of the primary drivers of U.S. population growth seems to be a deceptively simple conclusion. However, why, how, and where births contribute to the U.S. population growth varies from state to state.



There were almost 4 million births between July 1, 2014, and June 30, 2015, according to U.S. Census Bureau population estimates. The map below shows how many births there were in each

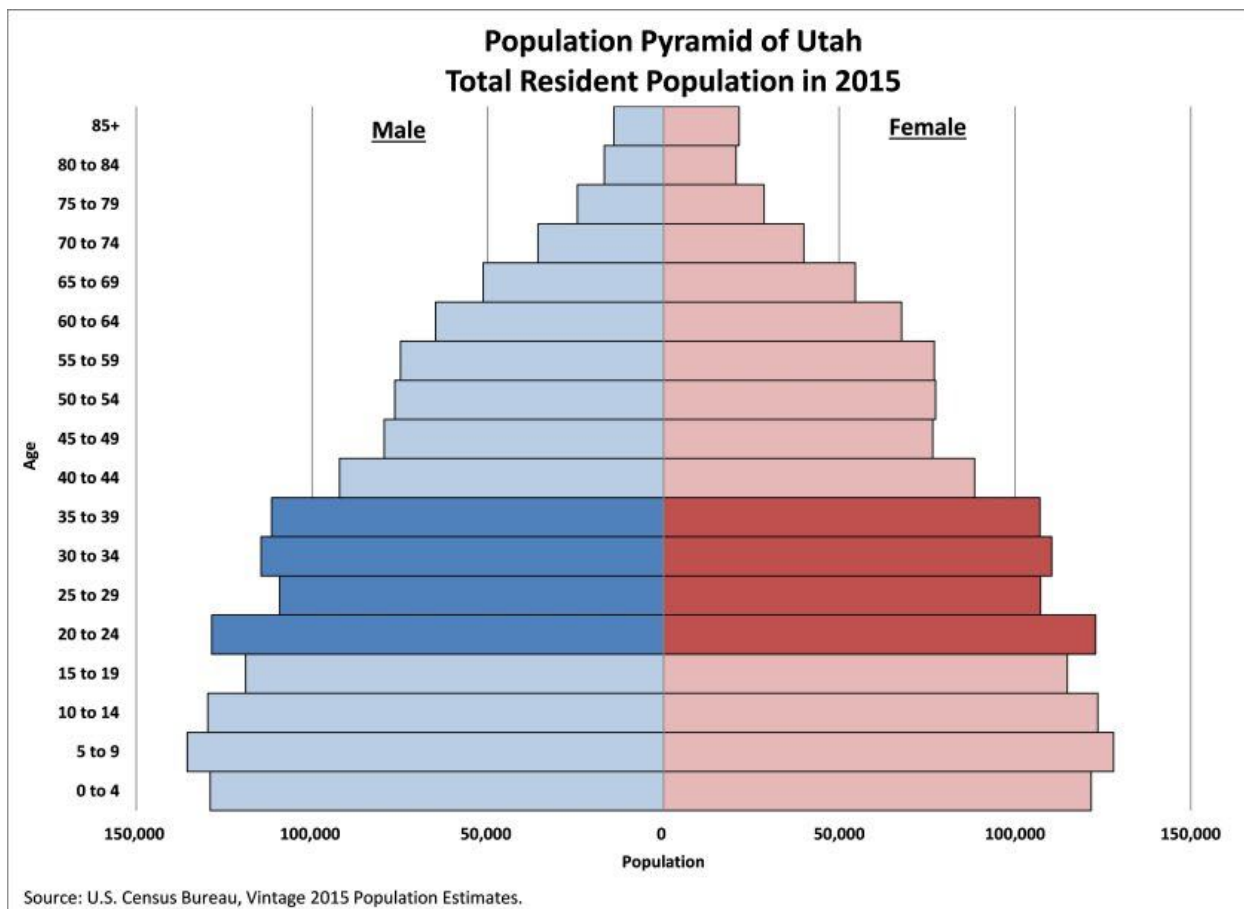


state relative to their total population. The top five states were: Utah, Alaska, North Dakota, Texas and South Dakota. While those states account for only 10 percent of the nation’s population, 12 percent of the births occurred there.

### The Young Make More Babies

A younger population usually means proportionally more births. According to the National Center for Health Statistics, in 2014 women in their twenties gave birth to almost 20 percent more children than women in their 30s, 40s and 50s combined. Utah has the lowest median age of all the states (30.7) and, with the exception of South Dakota, our top five high-birth states are also among the top five youngest. The District of Columbia had the third-lowest median age of 33.8 and was just behind South Dakota with the sixth-highest number of births relative to population.

The age pyramid below shows how large Utah’s 20-29 age group is.

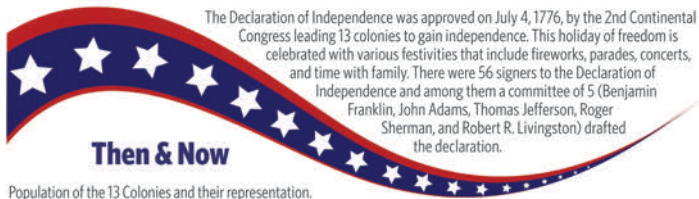


**READ MORE AT: [https://www.census.gov/library/stories/2017/09/baby-boom-births.html?eml=gd&utm\\_campaign=20180531gsacosicstonl&utm\\_medium=email&utm\\_source=govdelivery](https://www.census.gov/library/stories/2017/09/baby-boom-births.html?eml=gd&utm_campaign=20180531gsacosicstonl&utm_medium=email&utm_source=govdelivery)**

# Fourth of July

## The Beginning of Independence

The Declaration of Independence was approved on July 4, 1776, by the 2nd Continental Congress leading 13 colonies to gain independence. This holiday of freedom is celebrated with various festivities that include fireworks, parades, concerts, and time with family. There were 56 signers to the Declaration of Independence and among them a committee of 5 (Benjamin Franklin, John Adams, Thomas Jefferson, Roger Sherman, and Robert R. Livingston) drafted the declaration.



### Then & Now

Population of the 13 Colonies and their representation.

	Then		115th Congress	Now	
	Signers	Estimated Population*		Population Estimates	
Pennsylvania	9	434,373	18	12,805,537	
Virginia	7	747,610	11	8,470,020	
Massachusetts	5	378,787	9	6,859,819	
New Jersey	5	184,139	12	9,005,644	
Connecticut	4	237,946	5	3,588,184	
Maryland	4	319,728	8	6,052,177	
New York	4	340,210	27	19,849,399	
South Carolina	4	249,073	7	5,024,369	
Delaware	3	59,094	1	961,939	
Georgia	3	82,548	14	10,429,379	
New Hampshire	3	141,885	2	1,342,795	
North Carolina	3	393,751	13	10,273,419	
Rhode Island	2	68,825	2	1,059,639	

\*The United States did not conduct its first official census until 1790.

## A New Free Nation

**2.5 Million**

The number of people living in the new free nation in July 1776.

**326 Million**

The nation's estimated population on July 4, 2017.



## Celebrating with a Bang!

• **Approximately \$280 million** - The value of fireworks imported into the United States in 2017.



## Stars and Stripes

• **\$5 million** - The value of U.S. imports of American Flags in 2016.



• **Almost \$30 million** - The value of U.S. flags exported in 2016.

## Barbecues and Picnics

• **About 5,000** - The number of meat markets in the United States.



• **Approximately 650** - The number of snack food manufacturing in the United States.

• **Roughly 700** - The number of nature parks in the United States.

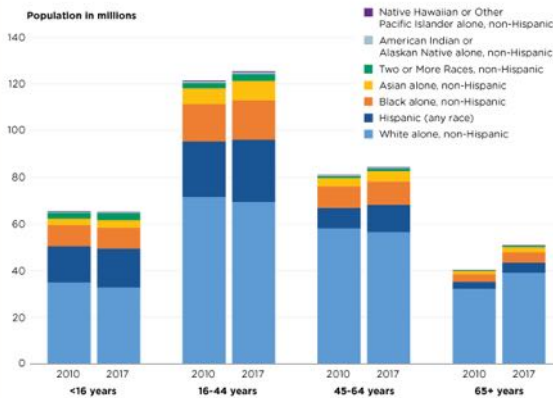


U.S. Department of Commerce  
Economics and Statistics Administration  
U.S. CENSUS BUREAU  
[census.gov](http://census.gov)

Source: 2017 Population estimates; 2017 International Trade Statistics; 1790 Census: Whole Numbers of Persons within the District of the U.S. report; Historical Statistics of the United States; 1789-1945 report; Fourth of July Facts for Features; My Congressional District; U.S. Population Clock; and County Business Patterns.

## A More Diverse Nation

Hispanic Origin and Race Distributions by Age Groups



## Fatherly Figures: A Snapshot of Dads Today

### Roughly 6 in 10 men are fathers

Of the 121 million men age 15 and over in the United States, about 75 million are fathers to biological, step or adopted children.



**54%** of fathers have only adult children who are at least 18 years old



**46%** of fathers have at least one minor child who is less than 18 years old



**Roughly 1 in 4 men are grandfathers**



Of the 35 million fathers of minor children, 1.7 million (roughly 2 percent) are "single" fathers who are living with at least one child under 18 with no spouse or partner present.



# DCD NEW HIRES

## Capital Project Management Department (CPMD)



CPMD hired 2 new employees to contribute to their success. LEFT: Erik Becenti of Tohatchi, NM was hired as a Laborer. RIGHT: Tyrell Begay of Fort Defiance, AZ is currently working under Navajo Nation Workforce Development but chose DCD as a worksite where he works as an Office Aide. Tyrell Begay is an upcoming Senior at Window Rock High. School.

## Community Housing Infrastructure Department (CHID)



LEFT: Delvin Wauneka      RIGHT: Sean Pioche

Navajo Nation Division of Community Development

Continued..

CHID was very generous to hire 2 team members to join the Special Projects team. CHID hired Delvin Wauneka (left) who worked at DCD under Community Development Block Grant (CDBG) but transferred over to the special projects team and is now the Construction Supervisor. Sean Pioche (right) was hired as a Senior Carpenter and Sean also worked under the special projects team back in 2017.


## Division of Community Development (DCD)



DCD's Special Projects team hired 3 Laborers. One of the laborers Filmore Slinkey (in white) is from the St. Michaels and worked for Community Development Special Projects team before and DCD is happy to have him back. Lennair Yazzie (top left) is from Tsaille and Carlton Lee (top right) is from Bowl Canyon. DCD Special Projects Team is very thankful they added the 3 laborers on to their team, so they can continue to learn new skills and share there own skills as well, but overall continue to help make DCD's projects successful.

# Local Governance Certified Chapters

Chapter	Agency	LGA Cert. Date		Chapter	Agency	LGA Cert. Date
1 Nahata Dziil	Ft. Defiance	8/16/02		1 Newcomb	Northern	6/18/04
2 Steamboat	Ft. Defiance	5/30/03		2 San Juan	Northern	3/7/07
3 Cornfields	Ft. Defiance	7/14/10		3 Tse'Daa'Kaan	Northern	6/21/07
4 Naschitti	Ft. Defiance	11/22/10		4 Sheepsprings	Northern	8/24/07
5 Lupton	Ft. Defiance	11/24/10		5 Tolikan	Northern	11/29/10
6 Dilkon	Ft. Defiance	12/21/10		6 Toadlena/Two Grey Hills	Northern	1/10/11
7 Greasewood Springs	Ft. Defiance	12/21/10		7 Burnham	Northern	7/11/11
8 Kinlichee	Ft. Defiance	12/29/10		8 Beclabito	Northern	1/10/12
9 Teesto	Ft. Defiance	7/11/11		9 Mexican Water	Northern	2/7/12
10 Ganado	Ft. Defiance	12/2/14		10 Upper Fruitland	Northern	2/28/12
11 Houck	Ft. Defiance	12/2/14		11 Aneth	Northern	3/31/15
12 Ft. Defiance	Ft. Defiance	1/15/16		12 Cove	Northern	4/5/15
<b>TOTAL: 12</b>				<b>TOTAL: 12</b>		

Chapter	Agency	LGA Cert. Date		Chapter	Agency	LGA Cert. Date
1 Shonto	Western	9/22/99		1 Chinle	Chinle	12/21/10
2 Tuba City	Western	12/27/04		2 Pinon	Chinle	2/21/12
3 Kayenta	Western	8/6/10		3 Whippoorwill Springs	Chinle	12/2/14
4 Bodaway/Gap	Western	12/21/10		4 Nazlini	Chinle	2/17/15
5 Birdsprings	Western	7/11/11		<b>TOTAL: 4</b>		
6 Chilchinbeto	Western	7/11/11				
7 Leupp	Western	7/11/11				
8 LeChee	Western	1/31/12				
9 Denehotso	Western	2/14/12				
10 Tonalea	Western	12/2/14				
11 Ts'ah Bii' Kin	Western	6/24/16				
<b>TOTAL 11</b>						

Chapter	Agency	LGA Cert. Date
1 Littlewater	Eastern	11/15/07
2 Baahaali	Eastern	12/24/08
3 Whiterock	Eastern	12/21/10
4 Ojo Encino	Eastern	3/6/12
5 Baca/Prewitt	Eastern	12/22/14
6 Casamero Lake	Eastern	4/15/15
<b>TOTAL: 6</b>		

**TOTAL CERTIFICATION : 45**

The DCD Newsletter, "Community Info", is produced monthly by the Division of Community Development and is a resource for division staff and chapters.

**NEWSLETTER TEAM:**

Norbert Nez, Editor

Denise Copeland, Assistant Editor

Sylvia Jordan, Contributing Writer

Tiauna Begay, Reporter/Contributing Writer

